


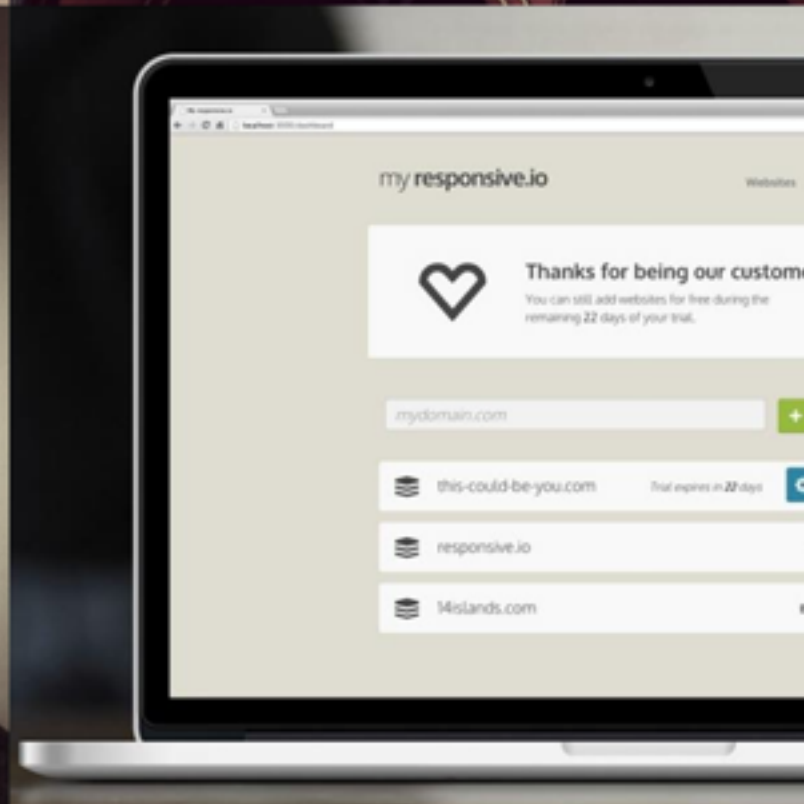
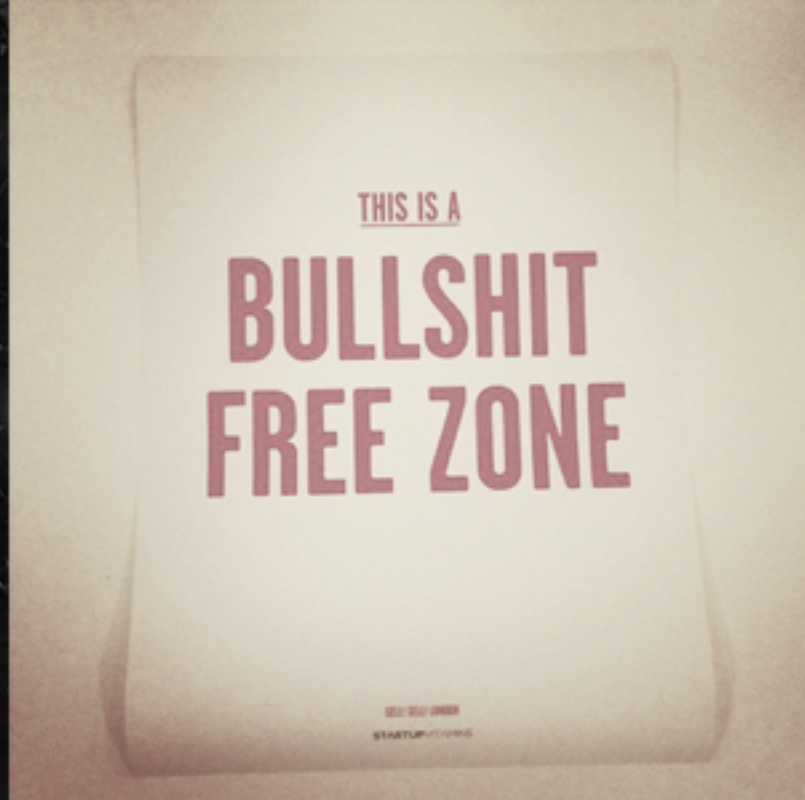
LESSONS LEARNED USING

WORDPRESS

...as a CMS.

Hej. My name is...

Hjörtur Hilmarsson



WordPress site for...

Tictail



elastica



QuizUp



We are @14islands

*WordPress started as
a blogging platform*

Is it a CMS?

Is it a CMS?

YES

A grayscale photograph of a desk setup. In the foreground, a white computer keyboard is visible. To the left, there is a white mug. A hand is resting on the desk to the right of the keyboard. The background is a plain, light-colored surface. The text 'REQUIREMENTS FOR A CMS?' is overlaid in the center in a white, sans-serif font.

REQUIREMENTS
FOR A CMS?

The image features three modern-style chairs with metal frames and plastic seats, arranged in a row on a light-colored wooden floor against a plain white wall. The chairs are colored red, blue, and yellow from left to right. Overlaid on the center of the image is the text '1. CUSTOM TEMPLATES' in a large, bold, white sans-serif font. Below this, the phrase '...to match designs.' is written in a smaller, white, cursive script font.

1. CUSTOM TEMPLATES

...to match designs.

A man with a geometric headband and patterned sweater, surrounded by people in a social setting. The background is slightly blurred, showing other people and what appears to be a bar or party environment. The text is overlaid on the image.

2. CUSTOM MODELS

...known as post types

3. CUSTOM DATA

...text, images, relations.





4. WORKFLOW

...to keep sanity.


The image features three modern, minimalist chairs with curved backs and metal legs, arranged in a row. The entire scene is overlaid with a semi-transparent green filter. The text is centered over the chairs.

Implementing designs

1. CUSTOM TEMPLATES

Take the covers off Shadow IT

Audit hundreds of cloud services already adopted by your employees, whether they are accessed from desktop computers in the office or mobile devices on the road. Evaluate which applications are business-ready for your company.







Determine Business Readiness of Apps

Elastica's algorithms automatically assign a Business Readiness Rating™ to the cloud services that are discovered based on a comprehensive set of criteria. These ratings can be tailored to suit your requirements, by customizing the importance of any of the criteria.

Bare minimum template

```
<?php
/*
 * Template Name: Home Page Template
 */
?>
<?php get_header(); ?>
<main>
  <?php if (have_posts()) :
    while (have_posts()) :
      the_post();
      the_content();
    endwhile;
  endif; ?>
</main>
<?php get_footer(); ?>
```


Template files

- ▼  page-templates
 -  about-page.php
 -  home-page.php
 -  project-page.php

Page - New

Page Attributes ▲

Parent

(no parent) ▲▼

Template

- ✓ Default Template
- About Page Template
- Home Page Template**
- Project Page Template

0

Need help? Use the Help tab in the upper right of your screen.

Appearance - Customise

Static Front Page


Your theme supports a static front page.

Front page displays


Your latest posts

A static page

Front page

Home Page 

Posts page

Nyheter 

Post Types for...

2. CUSTOM MODELS

Default Post Types

Post [blog]

Page [content]

Attachment [media/files]

Revisions [past posts & pages]

Nav menus

Stockholm

Ängsbotten, Norra Djurgårdsstaden

Byggherrar : Primula Byggnads AB,
Wallenstam AB
Antal bostäder: 200
Prognos inflyttning: 2017

Åsnen 2

Byggherrar : Fortis Fastigheter AB
Antal bostäder: 30
Prognos inflyttning: 2016

Bottenstocken 11

Byggherrar : AB Stockholmshem
Antal bostäder: 70

Anholt 1

Byggherrar : JHCS Fastigheter AB
Antal bostäder: 250
Prognos inflyttning: 2017

Beckomberga

Byggherrar : Riksbyggen
Antal bostäder: 77
Prognos inflyttning: Inflyttade

Bränninge 1

Byggherrar : Åke Sundvall Projekt AB
Antal bostäder: 243

Make your own...

Project [Norra Djurgårdsstaden]

Project Area [Stockholm]

Post Types

```
register_post_type( 'projects',  
    array(  
        'labels' => array(  
            'name' => __( 'Projects' ),  
            'singular_name' => __( 'Project' )  
        ),  
        'public' => true  
    )  
);
```


WordPress Admin

The screenshot displays the WordPress Admin interface. On the left is a dark sidebar menu with the following items: Dashboard, Pages, Partners, Partner types, Projects, Project areas (highlighted in blue), Project areas (with an 'Add New' link below it), and News. The main content area is titled 'Project areas' and includes an 'Add New' button. Below the title, it shows 'All (8) | Published (8)'. There are 'Bulk Actions' and 'Apply' buttons, along with a partially visible 'All da' button. A table lists project areas with checkboxes and labels: Title, Täby, Upplands Väsby, and Sundbyberg.

<input type="checkbox"/>	Title
<input type="checkbox"/>	Täby
<input type="checkbox"/>	Upplands Väsby
<input type="checkbox"/>	Sundbyberg

Custom fields for...

3. CUSTOM DATA

Tictail

SIGN UP

LOG IN

≡ MENU

Start your free online store.


You'll be up and running within minutes without spending a dime. Join our community of over 70,000 shops and start your online business today.

Get Started

Learn More

Add New Page

Enter title here

 Add Media

Visual

Text

B *I* U ABC ☰ ☷ “ 🔗 ✂ 📄 ↶ ↷ Formats ▾ 🔗 ?

p

Word count: 0

Native Custom Fields

Custom Fields

Name	Value
------	-------

Add New Custom Field:

Name	Value
<input type="text" value="Currently Reading"/>	<input type="text" value="Calvin and Hobbes"/>

[Cancel](#)

Custom fields can be used to add extra metadata to a post that you can [use in your theme](#).

Me wants...

Text

Wysiwig Editor

Images / Galleries

Relationships

...

The WordPress code way...


```
function product_price_box_content( $post ) {  
    wp_nonce_field( plugin_basename( __FILE__ ), 'product_price_box_content_nonce' );  
    echo '<label for="product_price"></label>';  
    echo '<input type="text" id="product_price" name="product_price" placeholder="enter a price" />';  
}
```

Advanced Custom Fields

AOF

User Interface

Post Type: Store			
Field Order	Field Label	Field Name	Field Type
1	Name	name	Text
2	Subtitle	subtitle	Text
3	Featured Image	featured_image	Image
4	Logo	logo	Image

 Drag and drop to reorder

[+ Add Field](#)



Field Types

Discover the available fields, how they work and what data they can return.

Repeater

Image

Gallery

Flexible Content

Relationship

Post Object

Select

Date Picker

Checkbox

Text

Google Map

True / False

File

Page Link

Wysiwyg Editor

Textarea

Taxonomy

oEmbed

Color Picker

Tab

ACF code example

```
<h1><?php the_field("name"); ?></h1>
```

Caveats

Stored in database

Extra overhead

Not part of Git repository

Export to code

Export Field Groups to PHP

Instructions

1. Copy the PHP code generated
2. Paste into your functions.php file
3. To activate any Add-ons, edit and use the code in the first few lines.

Notes

Registered field groups will not appear in the list of editable field groups. This is useful for including fields in themes.

Please note that if you export and register field groups within the same WP, you will see duplicate fields on your edit screens. To fix this, please move the original field group to the trash or remove the code from your functions.php file.

Include in theme

The Advanced Custom Fields plugin can be included within a theme. To do so, move the ACF plugin inside your theme and add the following code to your functions.php file:

```
if(function_exists("register_field_group"))
{
    register_field_group(array (
        'id' => 'acf_post-type-games',
        'title' => 'Post Type: Games',
        'fields' => array (
            array (
                'key' => 'field_54f435ce8c2aa',
                'label' => 'Name',
                'name' => 'name',
                'type' => 'text',
                'instructions' => 'Name of the game.',
                'required' => 1,
                'default_value' => "",
                'placeholder' => "",
                'prepend' => "",
                'append' => "",
                'formatting' => 'html',
                'maxlength' => 50,
            ),
            array (
                'key' => 'field_54f435e38c2ab',
                'label' => 'Subtitle',
                'name' => 'subtitle',
                'type' => 'text',
                'instructions' => 'Subtitle of the game.',
                'required' => 0,
                'default_value' => "",
                'placeholder' => "",
                'prepend' => "",
                'append' => "",
                'formatting' => 'html',
                'maxlength' => 50,
            )
        )
    )
}
```

wp-config.php in development

```
/* Specify if in development mode */  
define('CUSTOM_DEVELOPMENT_MODE', true);
```

Function.php "init" action

```
if (CUSTOM_DEVELOPMENT_MODE !== true) {  
    include (__DIR__ . "/advanced_custom_fields.php");  
}
```



Development...

4. WORKFLOW

editor.css / style.css

Sass

editor.scss -> editor.css

```
//  
// Base  
//  
@import "base/_variables";  
  
//  
// UI  
//  
@import "ui/_typography";
```

style.scss -> style.css

```
//  
// Base  
//  
@import "base/_variables";  
  
//  
// UI  
//  
@import "ui/_typography";  
@import "ui/_layout";  
@import "ui/_buttons";  
@import "ui/_links";  
@import "ui/_menu";  
@import "ui/_header";  
@import "ui/_footer";
```



Grunt

Grunt task for Sass



grunt watch

Grunt task for Deployment

```
grunt deploy
```

How to share a database?


Shared Database



Caveats

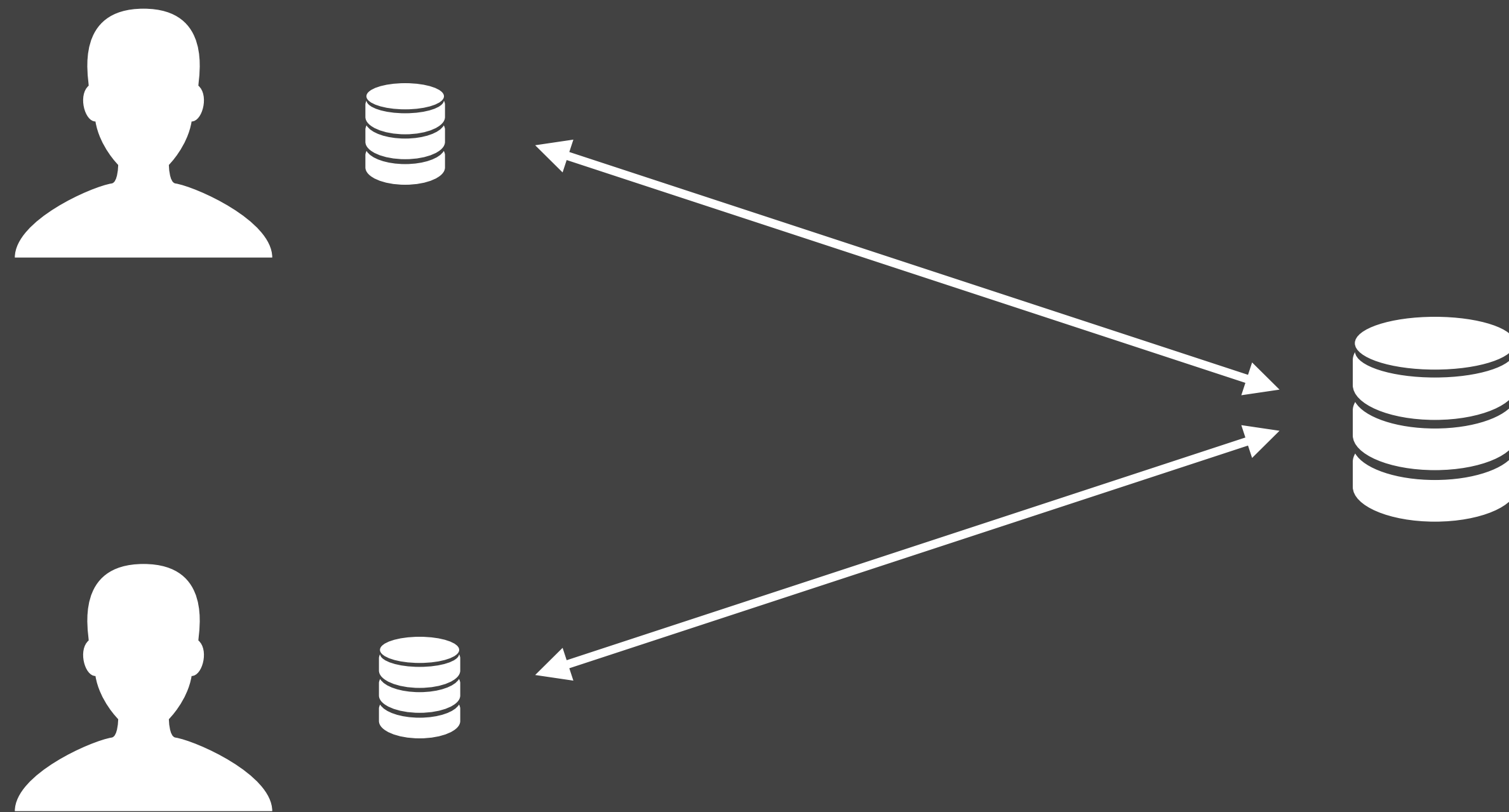
Updates when not wanted

Needs 100% connection



<https://github.com/jplew/SyncDB>

SyncDB



Terminal

```
git pull  
syncdb pull
```

Terminal

```
git push  
syncdb push
```

How to make sites SEO friendly?

SEO by Yoast



LESSONS LEARNED USING

WORDPRESS

...as a CMS?

FLEXIBLE

IT'S FREE

IT'S MATURE

GOOD UX

ACTIVE COMMUNITY

WE LOVE IT

Tack!